




Cloning Tools

Clone Stamp Tool 	Healing Brush Tool 	Patch Tool 
Original tool with Photoshop.	Introduced in Photoshop 7.0.	Introduced in Photoshop 7.0.
Painting tool	Painting tool	Selection tool.
Alt+Click to get a sample.**	Alt+Click to get a sample** <i>(Spot Healing Brush does not require a sample, it guesses how to fix the area. Just click. Faster, but no control over the sample used to fix the area. Click the Content Aware option when using the Spot Healing Brush and watch the magic! This option made the Spot Healing Brush smarter).</i>	Make a selection of the area you want to copy to another area (pay attention to Source and Destination buttons on the Options bar – each yields very different results).
In general, used to fix small areas such as imperfections, dirt, scratches, and wrinkles.	In general, used to fix small areas such as imperfections, dirt, scratches, and wrinkles.	Effective for retouching large areas.
Need to get a “perfect” area to sample.	Do not need to worry about getting a “perfect” sample.	Do not need to worry about getting a “perfect” selection.
“Stamps” a copy of the sampled area. Does not automatically adjust to the surroundings.	More intelligent than Clone Stamp. It automatically adjusts the color, tonal, lighting, shading and texture of the sample to match new surroundings as closely as possible.	More intelligent than Clone Stamp. It automatically adjusts the color, tonal, lighting, shading and texture of the sample to match new surroundings as closely as possible.
No preview unless you use the Clone Source panel and use Show Overlay option .	No preview.	You get a visual preview of the clone before the adjustment.
Works on transparent layer.	Works on transparent layer.	Will not work on transparent layer. Use Edit > Copy Merged or Stamp Visible (Ctrl+Shift+Alt+E).*

*A selection is required for Copy Merged. No selection required for Stamp Visible. Also, Copy Merge requires you to paste the copy on the Layers panel. With Stamp Visible, the layer will appear immediately after executing the key combination.

**If the option *Aligned* for the Clone Stamp or Healing Brush tool is not selected, each time you paint a new stroke, the tools sample from the same spot that was initially defined as a sample point. However, if the option *Aligned* is selected, a new sample points is selected each time you paint a new stroke while the original relative position between sample point and target is maintained. Bottom line, if you want to sample from the same spot, use small strokes and be sure the *Aligned* option is not selected.